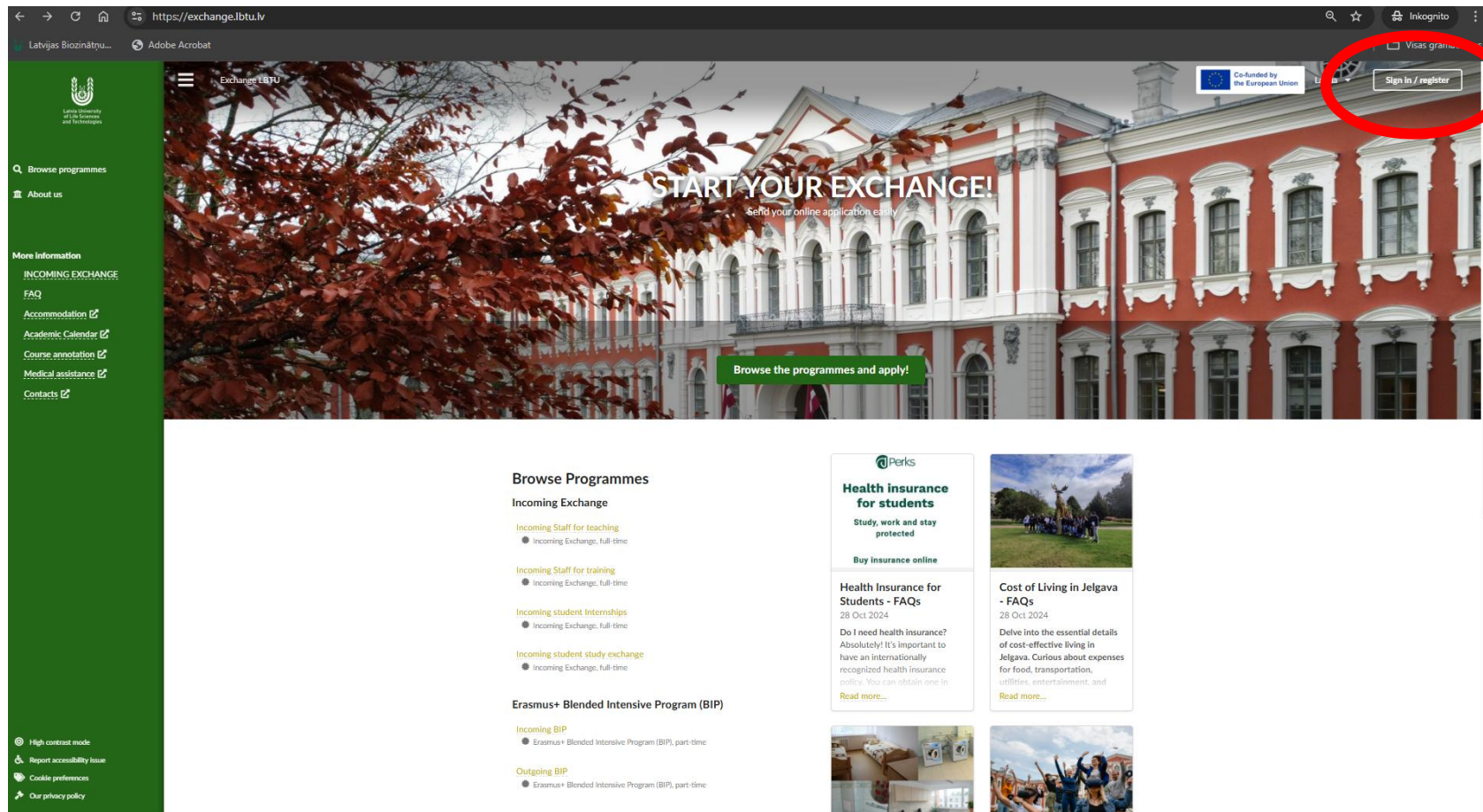


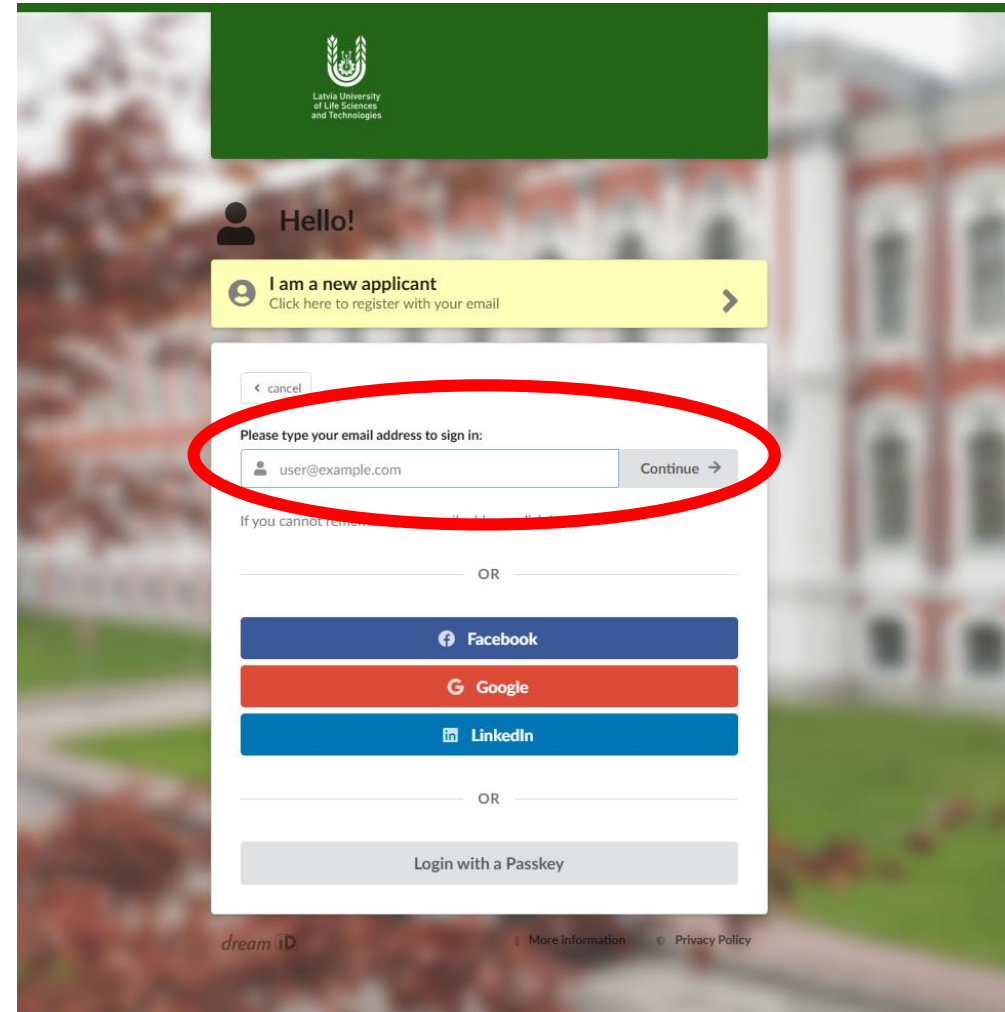
How to apply?

First step: register



Enter your email.

*You will receive information to this email, regarding your application.



Latvia University of Life Sciences and Technologies

Hello!

I am a new applicant
Click here to register with your email

[cancel](#)

Please type your email address to sign in:

[Continue](#)

If you cannot remember your email address, click here to reset it.

OR

[Facebook](#)

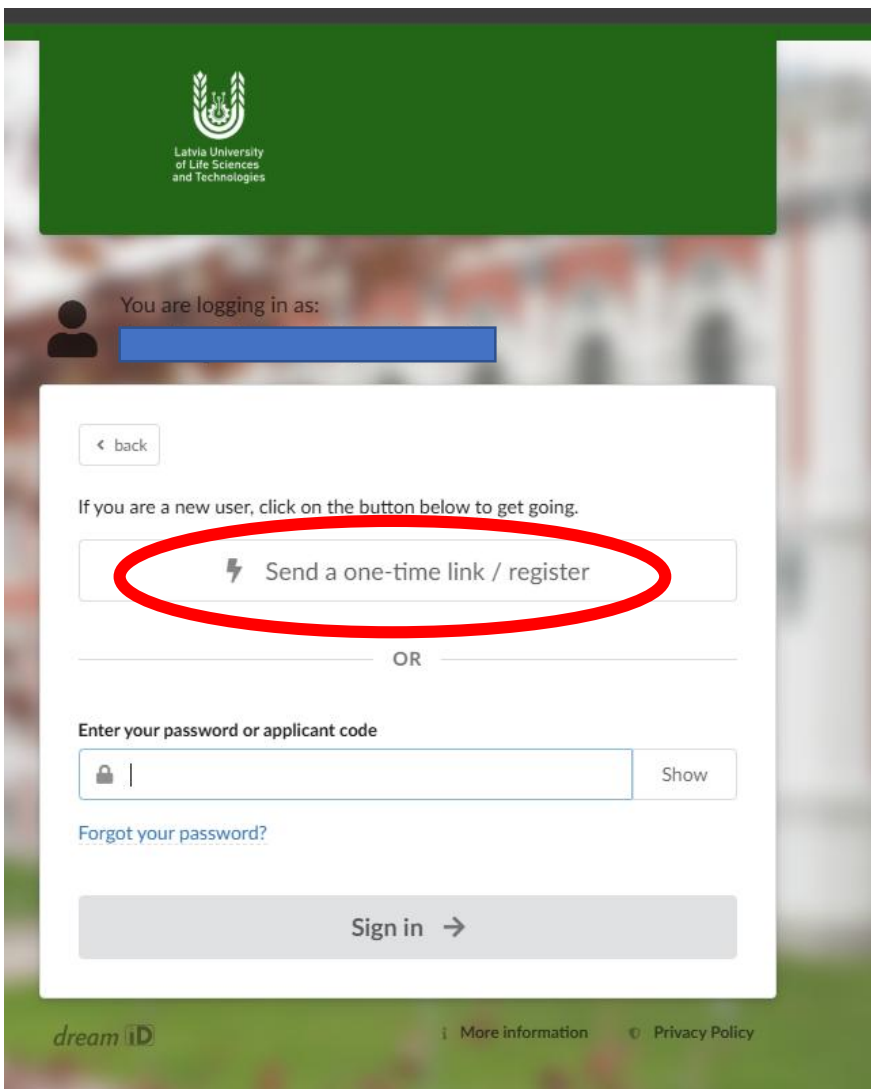
[Google](#)

[LinkedIn](#)

OR

[Login with a Passkey](#)

dream ID [More information](#) [Privacy Policy](#)




Latvia University
of Life Sciences
and Technologies

You are logging in as:


[← back](#)

If you are a new user, click on the button below to get going.

 Send a one-time link / register

OR

Enter your password or applicant code

 |

[Show](#)

[Forgot your password?](#)

[Sign in →](#)

dream iD [More information](#) [Privacy Policy](#)

Klik “Send a one-time link” as you are a first time user



Latvia University
of Life Sciences
and Technologies

1.



You are logging in as:

[Redacted]

< back

We have sent a one-time login link to your email address.

Please go to your email inbox, find the email and click the link in order to continue the registration process.

If you are asked for a PIN code, please use this:

3816

The email should arrive in a few minutes. If you are having issues, you can try to re-send the link.

↻ Send me another link

dream iD

More information

Privacy Policy



Latvia University
of Life Sciences
and Technologies

2.



You are logging in as:

[Redacted]

< cancel

Please type the 4-digit PIN that you were shown when you sent yourself the one-time link:

> 0000

Verify

You have sent yourself a one-time link, but you have opened the link in another browser window or on a different device.

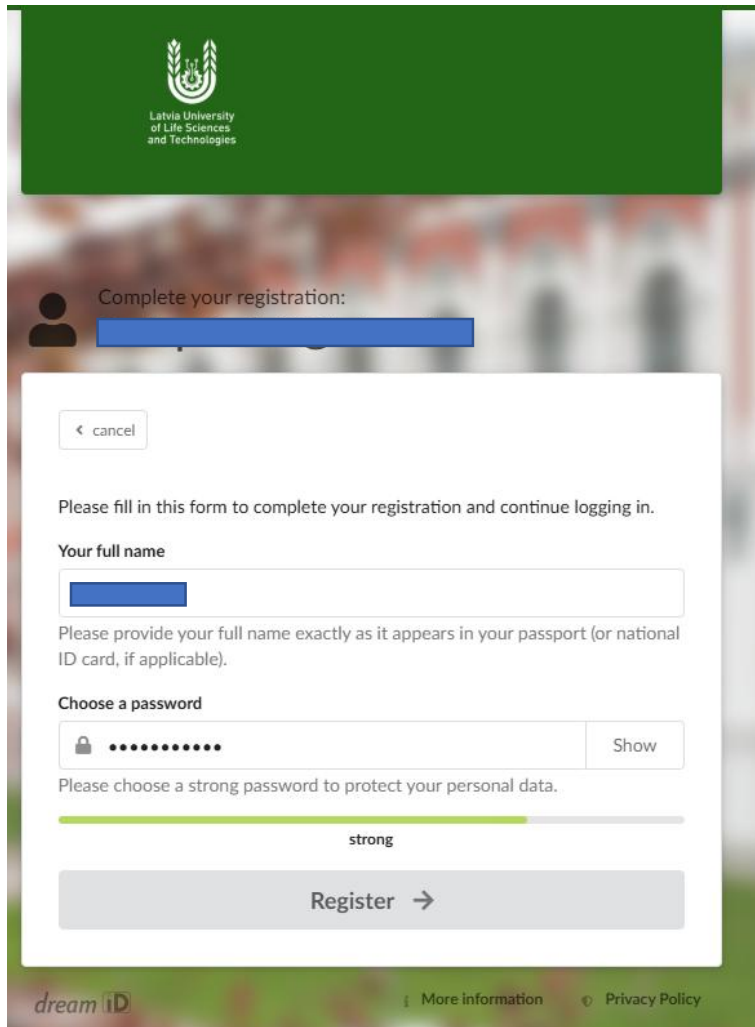
To make sure it is safe to continue, please verify that the address where you were given this PIN begins with: <https://id.dreamapply.com/>

dream iD

More information

Privacy Policy

Write your full name and make a password



The screenshot shows the registration page for the Latvia University of Life Sciences and Technologies. At the top is the university's logo and name. Below it, a green banner reads "Complete your registration:". The main form area has a "cancel" button at the top left. The instructions state: "Please fill in this form to complete your registration and continue logging in." The form includes a "Your full name" field, a "Choose a password" field with a "Show" button, and a password strength indicator showing "strong". A "Register" button with a right arrow is at the bottom. The footer contains the "dreamID" logo and links for "More information" and "Privacy Policy".

Latvia University of Life Sciences and Technologies

Complete your registration:

← cancel

Please fill in this form to complete your registration and continue logging in.

Your full name

Please provide your full name exactly as it appears in your passport (or national ID card, if applicable).

Choose a password

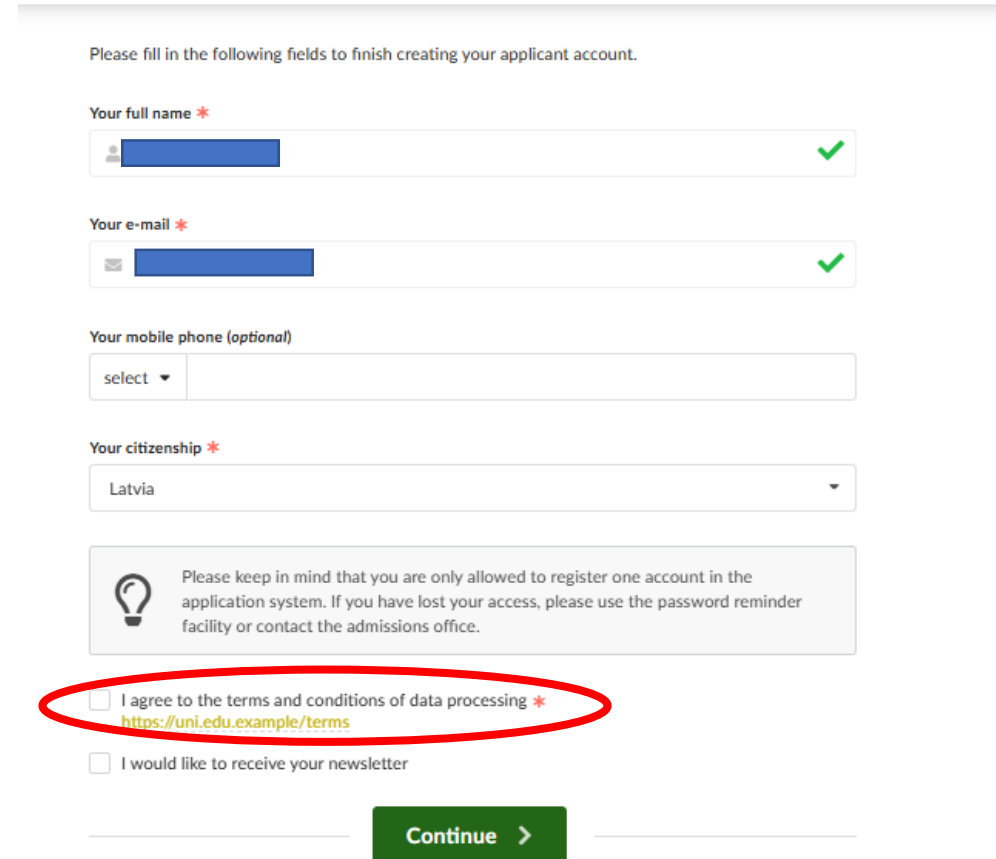
strong

Register →

dreamID

More information Privacy Policy

You need to agree to terms and then click continue



This screenshot shows the continuation of the registration process. The instructions are: "Please fill in the following fields to finish creating your applicant account." The form includes fields for "Your full name", "Your e-mail", "Your mobile phone (optional)", and "Your citizenship". Below these is a light gray box with a lightbulb icon and text: "Please keep in mind that you are only allowed to register one account in the application system. If you have lost your access, please use the password reminder facility or contact the admissions office." At the bottom, there are two checkboxes. The first checkbox, "I agree to the terms and conditions of data processing", is circled in red and includes a link to "https://uni.edu.example/terms". The second checkbox is "I would like to receive your newsletter". A green "Continue" button with a right arrow is at the bottom right.

Please fill in the following fields to finish creating your applicant account.

Your full name *

Your e-mail *

Your mobile phone (optional)

Your citizenship *

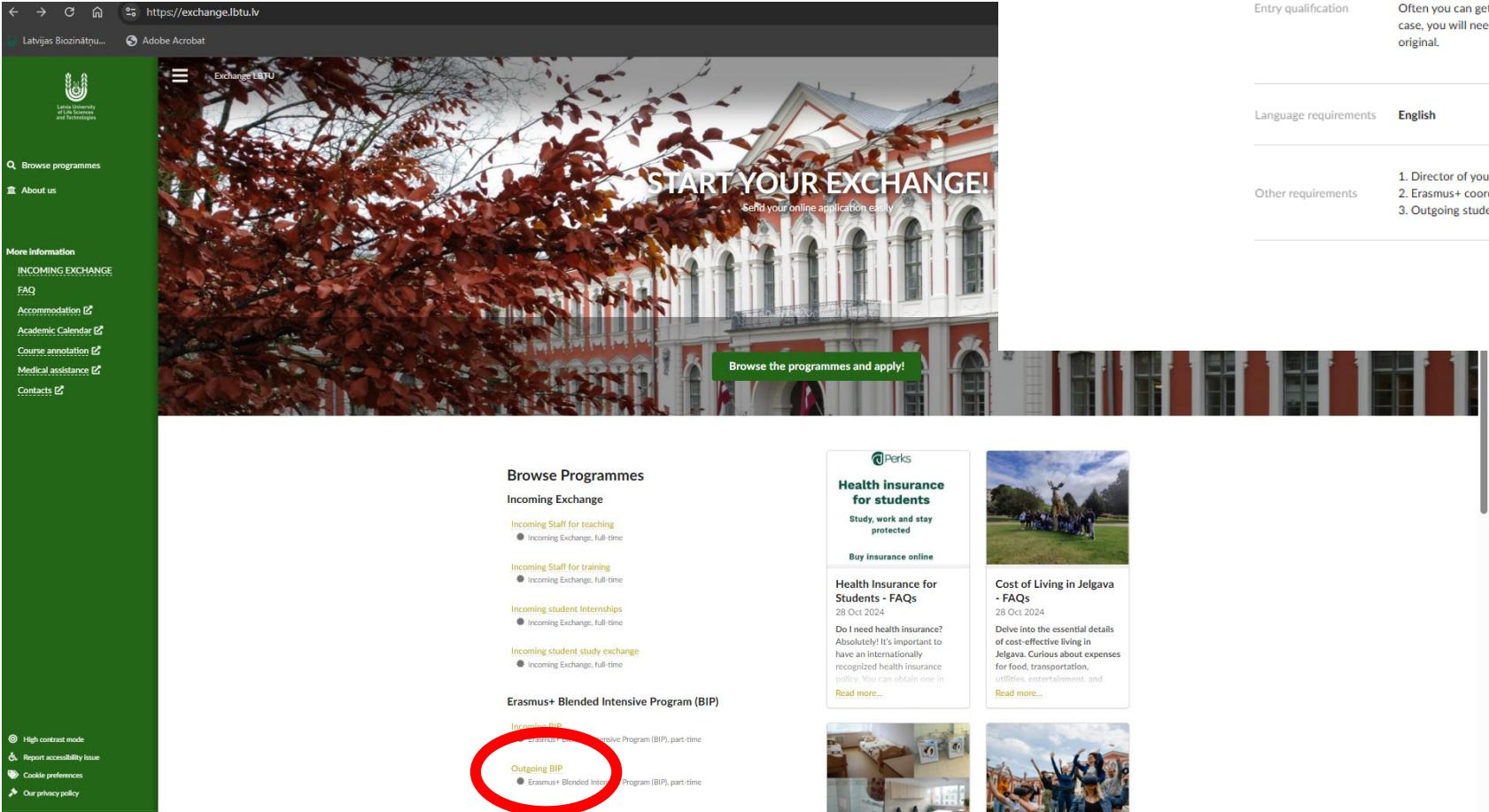
Please keep in mind that you are only allowed to register one account in the application system. If you have lost your access, please use the password reminder facility or contact the admissions office.


☐ I agree to the terms and conditions of data processing * <https://uni.edu.example/terms>


☐ I would like to receive your newsletter

Continue >

Then click on the program you need to apply for and then click apply now!





Outgoing BIP
 **Latvia University of Life Sciences and Technologies**
Latvia, Jelgava

TypeErasmus+ Blended Intensive Program (BIP), part-time

Nominal duration1 month (3 ECTS)


The entry qualification documents are accepted in the following languages:
English.


Entry qualificationOften you can get a suitable transcript from your school. If this is not the case, you will need official translations along with verified copies of the original.


Language requirementsEnglish

Other requirements1. Director of your program in LBTU,
2. Erasmus+ coordinator of Host university,
3. Outgoing student signature.

Apply now!
Academic year 2025/26

 **Application deadline**
28 Nov 2025, 23:59:59
Eastern European Time

 Save to my wishlist

 Share

You should fill all the fields (Profile, Contacts, Home university, Education) and in checklist choose your department and also upload your photo.

The screenshot shows a web form interface. On the left is a sidebar with a 'Programme' header and a list of menu items: Profile, Contacts, Home university, Host university, Education, Documents, and Checklist. The main content area has a heading 'Please move your choices up and down so that they accurately reflect your current priorities.' Below this is a box containing the text 'Outgoing BIP' and 'Erasmus+ Blended Intensive Program (BIP), part-time'. At the top right of the form are two buttons: 'Save and keep open' and 'Submit'. The 'Submit' button is green with a white paper plane icon and is circled in red. At the bottom of the form, there are identical navigation and action buttons: 'Next page' with left and right arrows, 'Save and keep open', and 'Submit'.

And last thing to do is to Submit!