
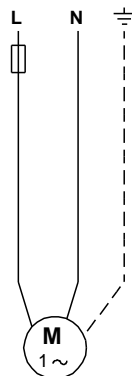
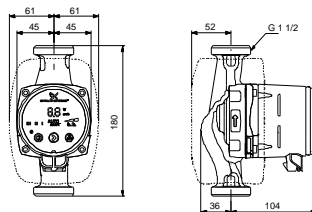
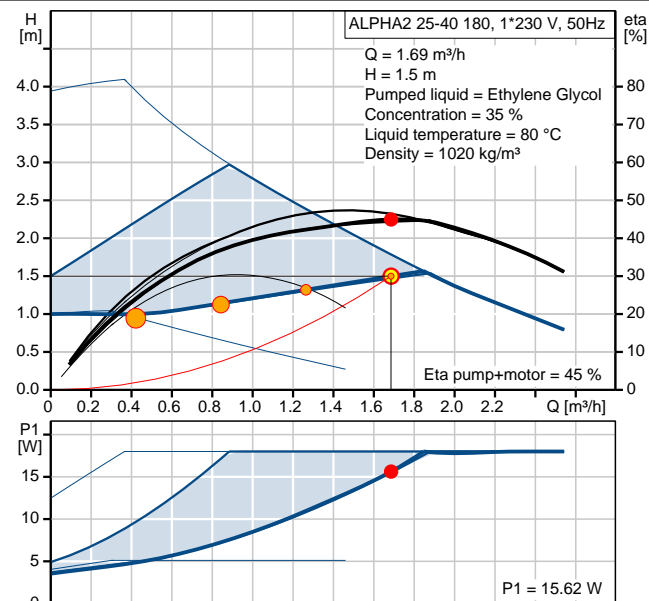


Position	Qty.	Description
	1	<div><div></div><div><p>Product No.: <a href="#">97704990</a></p><ul style="list-style-type: none"><li>• AUTOADAPT function automatically finds the best setpoint and thus reduces the energy consumption and setup time.</li><li>• Insulating shells are supplied with pumps to minimise ENERGY heat loss in heating and cooling systems.</li><li>• A display shows the actual power consumption in Watt or actual flow rate in m³/h for control purposes.</li><li>• The best energy efficiency index (EEI) in the market provides the highest energy savings during a year.</li><li>• Stainless-steel pump housings are available if the application demand corrosion resistance or for drinking water, DHW applications.</li><li>• Complies with the German regulation for energy saving in buildings and building systems, Energieeinsparverordnung – EnEV §14(3).</li><li>• Automatic night setback function that further reduces the energy consumption if the boiler provides this feature.</li><li>• Simple selection among three constant-pressure curves, three proportional-pressure curves or three fixed speeds with only one button . Quick and simple setup.</li><li>• ALPHA plug. Easy, quick and safe electrical connection.</li><li>• ALPHA2 is suitable for cold-water systems,drinking water approval. High application flexibility .</li><li>• Electro-coated pump housing.</li><li>• No external motor protection is required. Reduced installation time and costs.</li><li>• New improved start. Secure start under tough conditions.</li><li>• New advanced. Dry- running protection. Protects the pump at initial start-up and daily operation if there is no water in the pump.</li><li>• Manual summer mode. Saves energy during the summertime –consumption &lt;0,8W and ensures safe start at the next heating season.</li></ul><div><div><b>Liquid:</b></div><div><div>Pumped liquid:</div><div>Ethylene Glycol</div></div><div><div>Liquid temperature range:</div><div>0 .. 110 °C</div></div><div><div>Concentration:</div><div>35 %</div></div><div><div>Liquid temp:</div><div>80 °C</div></div><div><div>Density:</div><div>1020 kg/m³</div></div><div><div>Kinematic viscosity:</div><div>1 mm²/s</div></div></div><div><div><b>Technical:</b></div><div><div>Actual calculated flow:</div><div>1.69 m³/h</div></div><div><div>Resulting head of the pump:</div><div>1.499 m</div></div><div><div>TF class:</div><div>110</div></div><div><div>Approvals on nameplate:</div><div>VDE,GS,CE</div></div></div><div><div><b>Materials:</b></div><div><div>Pump housing:</div><div>Cast iron</div><div>EN-GJL-150</div><div>ASTM A48-150B</div></div></div></div></div>

Position	Qty.	Description
		<p>Impeller: PES 30%GF</p> <p><b>Installation:</b></p> <p>Range of ambient temperature: 0 .. 40 °C</p> <p>Maximum operating pressure: 10 bar</p> <p>Pipe connection: G 1 1/2</p> <p>Pressure stage: PN 10</p> <p>Port-to-port length: 180 mm</p> <p><b>Electrical data:</b></p> <p>Power input - P1: 3 .. 18 W</p> <p>Maximum current consumption: 0.04 .. 0.18 A</p> <p>Mains frequency: 50 Hz</p> <p>Rated voltage: 1 x 230 V</p> <p>Enclosure class (IEC 34-5):: X4D</p> <p>Insulation class (IEC 85): F</p> <p><b>Others:</b></p> <p>Energy (EEI): 0.15</p> <p>Net weight: 2.01 kg</p> <p>Gross weight: 2.13 kg</p> <p>Shipping volume: 0.004 m³</p>

Description	Value
<b>General information:</b>	
Product name:	ALPHA2 25-40 180
Product No:	97704990
Position	
EAN number:	5710622373776
<b>Technical:</b>	
Actual calculated flow:	1.69 m³/h
Resulting head of the pump:	1.499 m
Head max:	40 dm
TF class:	110
Approvals on nameplate:	VDE,GS,CE
Model:	D
<b>Materials:</b>	
Pump housing:	Cast iron
	EN-GJL-150
	ASTM A48-150B
Impeller:	PES 30%GF
<b>Installation:</b>	
Range of ambient temperature:	0 .. 40 °C
Maximum operating pressure:	10 bar
Pipe connection:	G 1 1/2
Pressure stage:	PN 10
Port-to-port length:	180 mm
<b>Liquid:</b>	
Pumped liquid:	Ethylene Glycol
Liquid temperature range:	0 .. 110 °C
Concentration:	35 %
Liquid temp:	80 °C
Density:	1020 kg/m³
Kinematic viscosity:	1 mm²/s
<b>Electrical data:</b>	
Power input - P1:	3 .. 18 W
Maximum current consumption:	0.04 .. 0.18 A
Mains frequency:	50 Hz
Rated voltage:	1 x 230 V
Enclosure class (IEC 34-5):	X4D
Insulation class (IEC 85):	F
Motor protec:	NONE
Thermal protec:	ELEC
<b>Controls:</b>	
Aut. night:	automatic reduced night-time duty included
Pos term box:	6H
<b>Others:</b>	
Energy (EEI):	0.15
Net weight:	2.01 kg
Gross weight:	2.13 kg
Shipping volume:	0.004 m³





**Company name:**

**Created by:**

**Phone:**

**Date:**

11/17/2015