
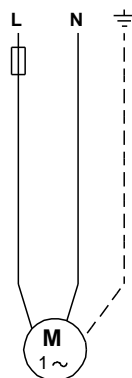
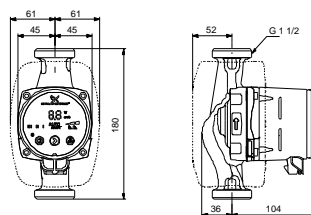
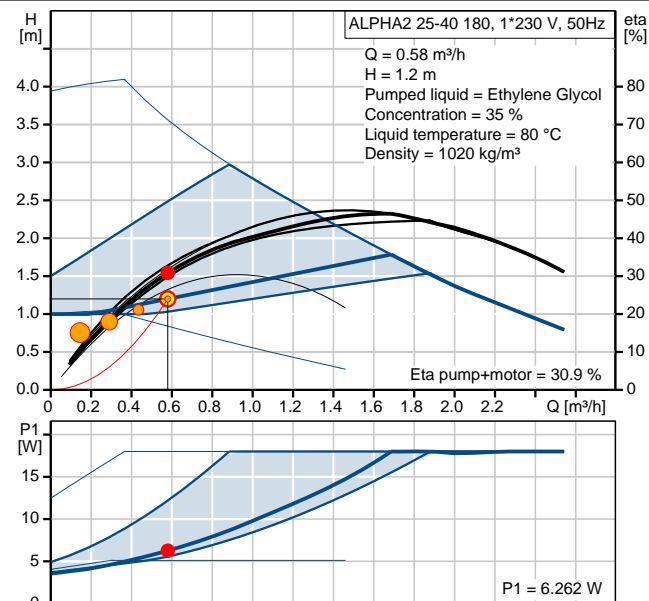


Position	Qty.	Description																										
	1	<div><div></div><div><p>Product No.: 97704990</p><ul style="list-style-type: none">• AUTOADAPT function automatically finds the best setpoint and thus reduces the energy consumption and setup time.• Insulating shells are supplied with pumps to minimise ENERGY heat loss in heating and cooling systems.• A display shows the actual power consumption in Watt or actual flow rate in m³/h for control purposes.• The best energy efficiency index (EEI) in the market provides the highest energy savings during a year.• Stainless-steel pump housings are available if the application demand corrosion resistance or for drinking water, DHW applications.• Complies with the German regulation for energy saving in buildings and building systems, Energieeinsparverordnung – EnEV §14(3).• Automatic night setback function that further reduces the energy consumption if the boiler provides this feature.• Simple selection among three constant-pressure curves, three proportional-pressure curves or three fixed speeds with only one button . Quick and simple setup.• ALPHA plug. Easy, quick and safe electrical connection.• ALPHA2 is suitable for cold-water systems,drinking water approval. High application flexibility .• Electro-coated pump housing.• No external motor protection is required. Reduced installation time and costs.• New improved start. Secure start under tough conditions.• New advanced. Dry- running protection. Protects the pump at intial start-up and daily operation if there is no water in the pump.• Manual summer mode. Saves energy during the summertime –consumption <0,8W and ensures safe start at the next heating season.<div><p>Liquid:</p><table><tr><td>Pumped liquid:</td><td>Ethylene Glycol</td></tr><tr><td>Liquid temperature range:</td><td>0 .. 110 °C</td></tr><tr><td>Concentration:</td><td>35 %</td></tr><tr><td>Liquid temp:</td><td>80 °C</td></tr><tr><td>Density:</td><td>1020 kg/m³</td></tr><tr><td>Kinematic viscosity:</td><td>1 mm²/s</td></tr></table><p>Technical:</p><table><tr><td>Actual calculated flow:</td><td>0.58 m³/h</td></tr><tr><td>Resulting head of the pump:</td><td>1.2 m</td></tr><tr><td>TF class:</td><td>110</td></tr><tr><td>Approvals on nameplate:</td><td>VDE,GS,CE</td></tr></table><p>Materials:</p><table><tr><td>Pump housing:</td><td>Cast iron</td></tr><tr><td></td><td>EN-GJL-150</td></tr><tr><td></td><td>ASTM A48-150B</td></tr></table></div></div></div>	Pumped liquid:	Ethylene Glycol	Liquid temperature range:	0 .. 110 °C	Concentration:	35 %	Liquid temp:	80 °C	Density:	1020 kg/m³	Kinematic viscosity:	1 mm²/s	Actual calculated flow:	0.58 m³/h	Resulting head of the pump:	1.2 m	TF class:	110	Approvals on nameplate:	VDE,GS,CE	Pump housing:	Cast iron		EN-GJL-150		ASTM A48-150B
Pumped liquid:	Ethylene Glycol																											
Liquid temperature range:	0 .. 110 °C																											
Concentration:	35 %																											
Liquid temp:	80 °C																											
Density:	1020 kg/m³																											
Kinematic viscosity:	1 mm²/s																											
Actual calculated flow:	0.58 m³/h																											
Resulting head of the pump:	1.2 m																											
TF class:	110																											
Approvals on nameplate:	VDE,GS,CE																											
Pump housing:	Cast iron																											
	EN-GJL-150																											
	ASTM A48-150B																											

Position	Qty.	Description
		<p>Impeller: PES 30%GF</p> <p>Installation:</p> <p>Range of ambient temperature: 0 .. 40 °C</p> <p>Maximum operating pressure: 10 bar</p> <p>Pipe connection: G 1 1/2</p> <p>Pressure stage: PN 10</p> <p>Port-to-port length: 180 mm</p> <p>Electrical data:</p> <p>Power input - P1: 3 .. 18 W</p> <p>Maximum current consumption: 0.04 .. 0.18 A</p> <p>Mains frequency: 50 Hz</p> <p>Rated voltage: 1 x 230 V</p> <p>Enclosure class (IEC 34-5):: X4D</p> <p>Insulation class (IEC 85): F</p> <p>Others:</p> <p>Energy (EEI): 0.15</p> <p>Net weight: 2.01 kg</p> <p>Gross weight: 2.13 kg</p> <p>Shipping volume: 0.004 m³</p>

Description	Value
General information:	
Product name:	ALPHA2 25-40 180
Product No:	97704990
Position	
EAN number:	5710622373776
Technical:	
Actual calculated flow:	0.58 m³/h
Resulting head of the pump:	1.2 m
Head max:	40 dm
TF class:	110
Approvals on nameplate:	VDE,GS,CE
Model:	D
Materials:	
Pump housing:	Cast iron
	EN-GJL-150
	ASTM A48-150B
Impeller:	PES 30%GF
Installation:	
Range of ambient temperature:	0 .. 40 °C
Maximum operating pressure:	10 bar
Pipe connection:	G 1 1/2
Pressure stage:	PN 10
Port-to-port length:	180 mm
Liquid:	
Pumped liquid:	Ethylene Glycol
Liquid temperature range:	0 .. 110 °C
Concentration:	35 %
Liquid temp:	80 °C
Density:	1020 kg/m³
Kinematic viscosity:	1 mm²/s
Electrical data:	
Power input - P1:	3 .. 18 W
Maximum current consumption:	0.04 .. 0.18 A
Mains frequency:	50 Hz
Rated voltage:	1 x 230 V
Enclosure class (IEC 34-5):	X4D
Insulation class (IEC 85):	F
Motor protec:	NONE
Thermal protec:	ELEC
Controls:	
Aut. night:	automatic reduced night-time duty included
Pos term box:	6H
Others:	
Energy (EEI):	0.15
Net weight:	2.01 kg
Gross weight:	2.13 kg
Shipping volume:	0.004 m³





Company name:

Created by:

Phone:

Date:

11/17/2015